

HOME PROTECTION MEASURES



CITIZEN ENGAGEMENT



SILVANUS

www.silvanus-project.eu

EVACUATE EARLY

- Leave promptly for your safety and your family's.



- Delaying evacuation increases risks and potential loss of life.


GATHER ESSENTIALS



- Pack medicines, important papers, supplies, and pets into your vehicle.


SECURE YOUR HOME

- Close windows, doors, and blinds.



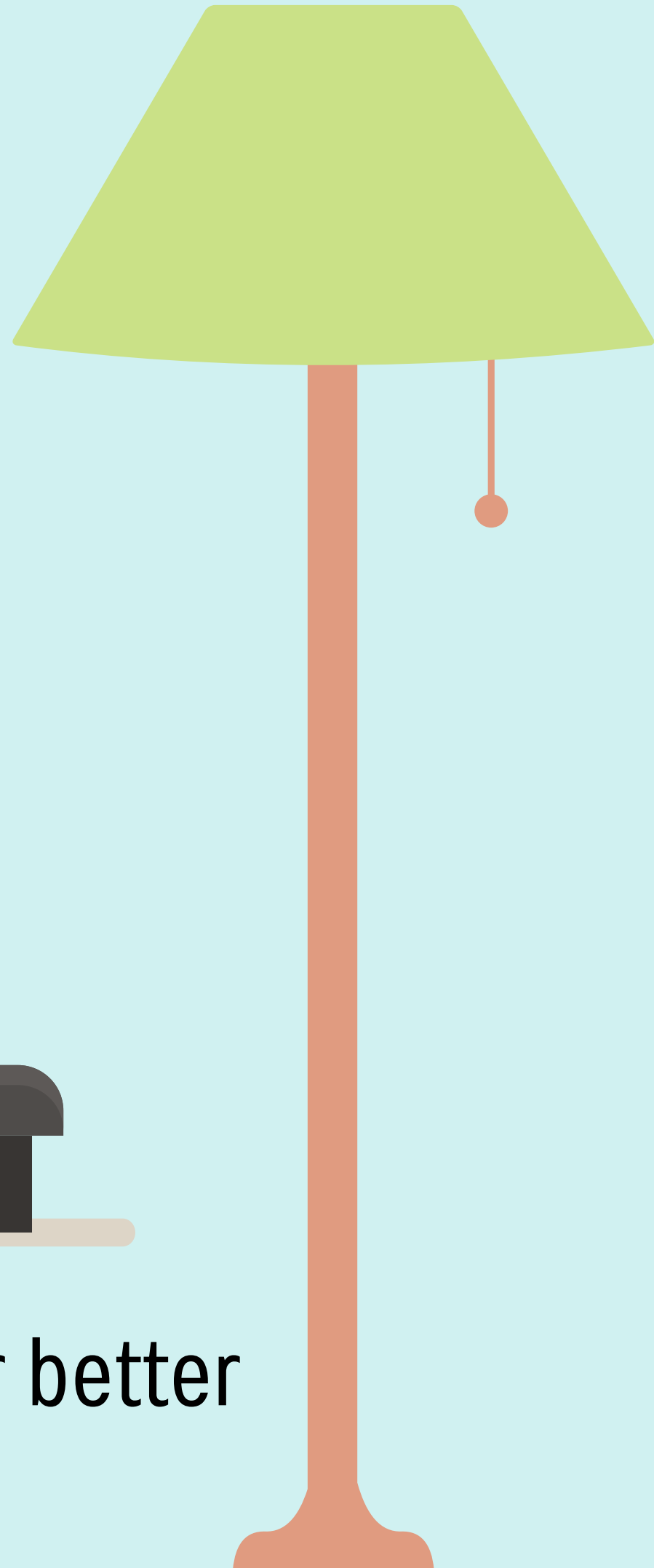
- Remove flammable items from windows.

- Shut off gas and propane; keep a wrench handy.



PREPARE INSIDE

- Close fireplace screens.



- Turn on lights for better visibility.
- Move flammable items away from windows.

READY FOR ACTION

- Set up ladders and place firefighting tools in front of your house.



OUTDOOR PRECAUTIONS



- Move patio furniture away from the structure.
- Connect hoses and sprinklers.



- If possible, use a portable gas pump.

DOCUMENT BELONGINGS

- Record belongings by taking photos for insurance purposes.



WATER SAFETY MEASURES

- Use lawn sprinklers on the roof and near fuel tanks if combustible materials are present.



- Wet down the area but turn off sprinklers when leaving.

CREATE A DEFENSIBLE SPACE

- Rake a bare soil line around structures and fences.




- Wet or remove shrubs within 10 meters of your home.




SEAL OPENINGS

- Close attic and ground vents with pre-cut plywood or heavy aluminum foil.



GUTTER PROTECTION


- Plug downspouts with sand-filled ziplock bags.



- Fill gutters with water.

WATER SOURCES

- Wet down the pump house.
- Clear vegetation near water supply.



- Place water-filled containers in front of the house.

LIVESTOCK EVACUATION

- Implement evacuation plans for livestock.

