

PROTECT YOUR PROPERTY FROM WILDFIRES



CITIZEN ENGAGEMENT




SILVANUS


www.silvanus-project.eu

MONTHLY PREPARATIONS

- Trim the grass around your property to a height of 10cm or less.



- Prune shrubs to reduce density.



- Secure gas cylinders in an upright position and ensure they are properly chained.

- Confirm that gas release valves face away from the property.



- Clean gutters regularly.

ANNUAL PREPARATIONS

- Place gas cylinders away from potential fire directions (e.g., areas with bushes) and orient release valves outward.
- Remove shrubs, wood, mulch, or any flammable materials around or near the house.




- Block gaps under the floor, in roof spaces, under eaves, external vents, skylights, chimneys, and wall claddings.

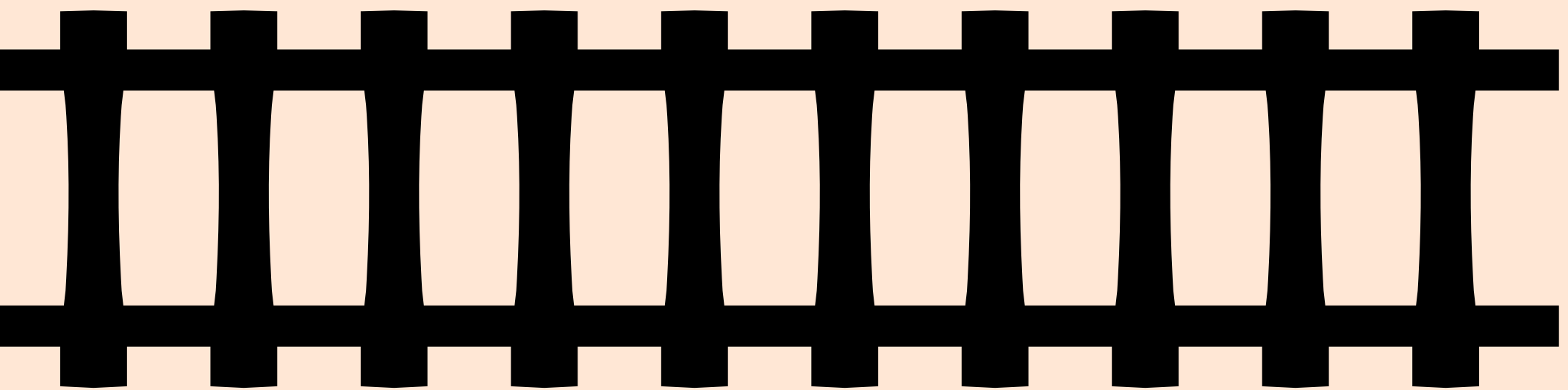


- Install metal fly wire mesh on windows, vents, and a protective screen on evaporative air conditioners.

- Create a mineral earth firebreak along the property boundary.



- Install a fire or heat radiant shield, such as a solid fence.



ADDITIONAL PREPARATIONS FOR RURAL PROPERTIES

- Ensure fire trucks can access and turn around on your property.
- Verify bridge loading and cattle grid loading for fire truck access.

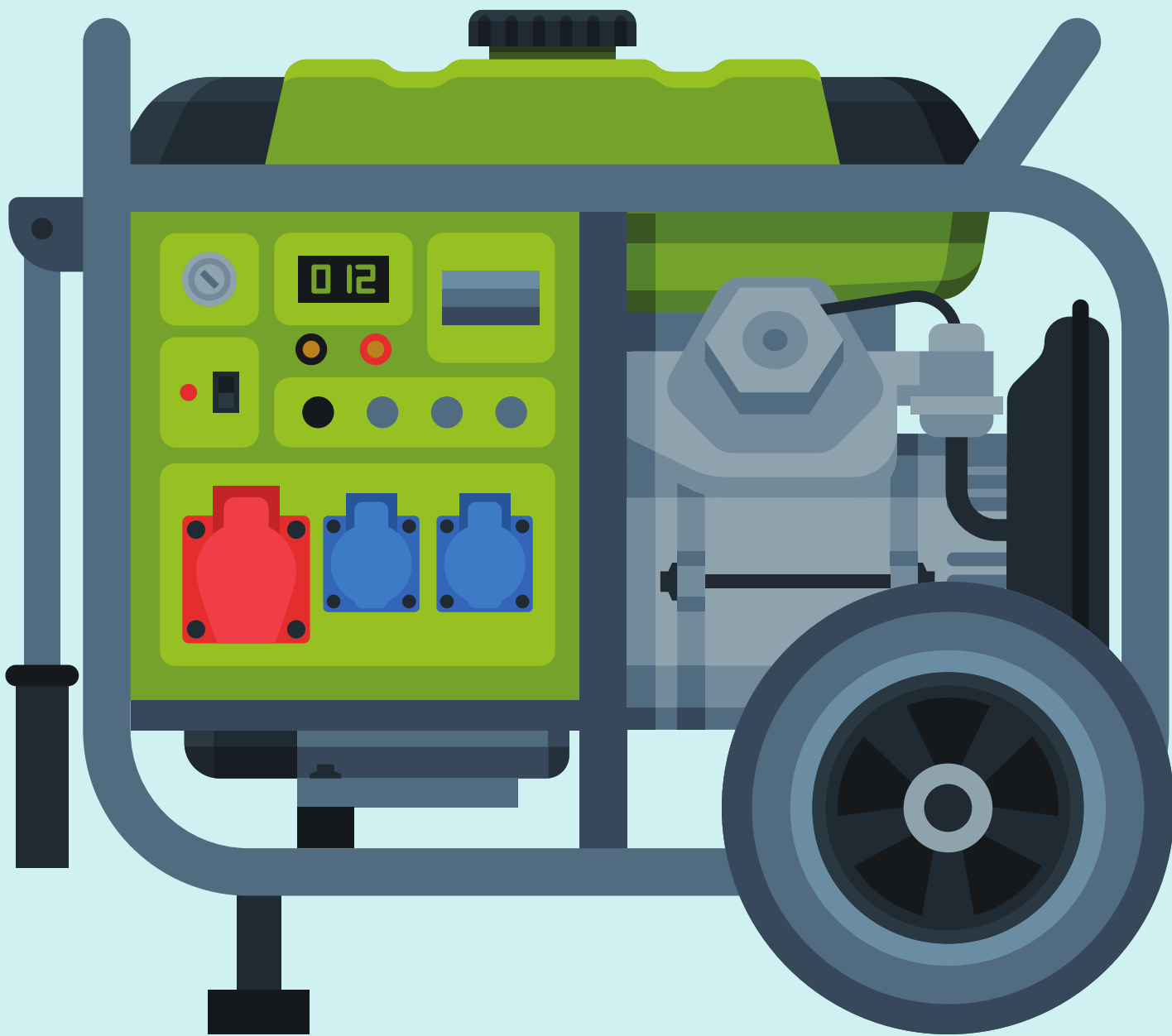


- **Create firebreaks along paddock boundaries.**



- **Safely store petrol and gas.**

- Install underground water pumps leading from dams to the house.
- Regularly check that generators and pumps are in working order.



- If a fire threatens, move livestock to a well-grazed paddock.